

# CARPUJECT™

## Syringe System

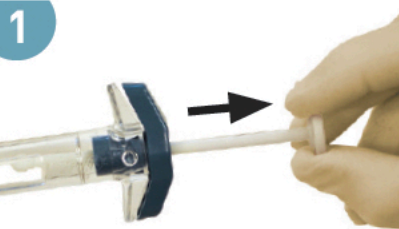


### Optional Assisted Method for Opening SLIM-PAK™ Package

1. Slide the square opening on the holder over the tip of the SLIM-PAK cap.
2. Hold the SLIM-PAK stationary while turning the holder to break the tamper evident seal and open the SLIM-PAK.



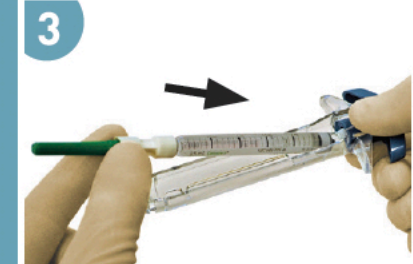
### Loading




Grasp the holder with the open side facing you and pull the white plunger rod back until it clicks.



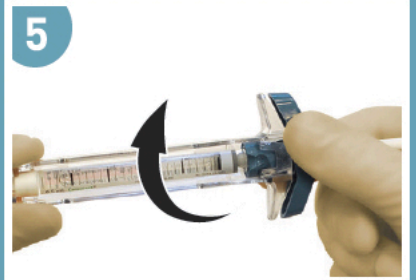
Turn the blue handle to the left (Counterclockwise) 180° until it clicks.



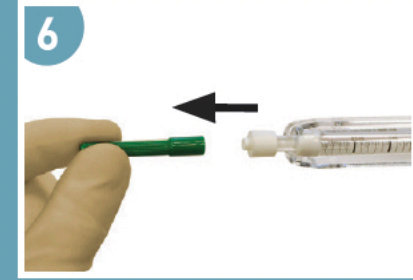
Insert the cartridge in the holder by placing the end with the plunger in the holder first and ensure the cartridge lays flat.



Screw the white plunger rod onto the plunger until you feel a slight resistance.



Turn the blue handle to the right (Clockwise) 180° until it clicks.  
**Note:** This step creates an open fluid pathway; therefore the drug must be used or discarded after this step.



Remove and discard green luer cap. Do not touch the luer end of the syringe. Expel air as needed. Administer prescribed dose.